

ghibli & wirbel

Professional Cleaning Machines Since 1968

TOOLPRO

WDA 40



TOOL PRO WDA 40 IS GHIBLI & WIRBEL'S FAMILY OF PROFESSIONAL VACUUM CLEANERS DESIGNED TO MEET MANUFACTURING AND ARTISAN SECTOR NEEDS. FOUR MODELS OF WET & DRY VACUUM CLEANERS WITH AUTOMATIC FILTER CLEANING SYSTEM DESIGNED TO WORK CONTINUOUSLY AND SAFELY.

TOOL PRO

WDA 40

Large capacity, sturdy and powerful wet and dry vacuum cleaner specifically designed for hazardous dust. Compact and handy, TOOL PRO WDA 40 is ideal for working in difficult areas such as construction sites. The innovative NONSTOPVAC! system cleans automatically the flat main filter, through an air flow inversion, and significantly reduces machine downtime allowing the operator to work without interruption.

Equipped with the power outlet for electric tool (max power 2400 W) and COMBI Kit for the connection of pneumatic tools, with working pressure up to 10 bar (optional). Manual or automatic ON/OFF control for electric power tools. TOOL PRO WDA 40 is available in four different versions: a basic model with standard accessories and L class certified, and three models with antistatic accessories in order to work safely according to the kind of hazardous dust: L, M and H classes certified.



MAIN FLAT FILTER

Pleated, filtering class M, always installed.

In PTFE Teflon:

- no dust accumulation on its sides for a fast and simple cleaning;
- high humidity resistant and washable (longer duration than standard filters).

Filtering surface 0,5 m²

HEPA CARTRIDGE FILTER*

Filtration class H with 99.995% filtration efficiency.

Filtering surface 0,8 m², for the best suction performance and maximum engine protection.

* On standard equipment for H AS model

FLEECE FILTER

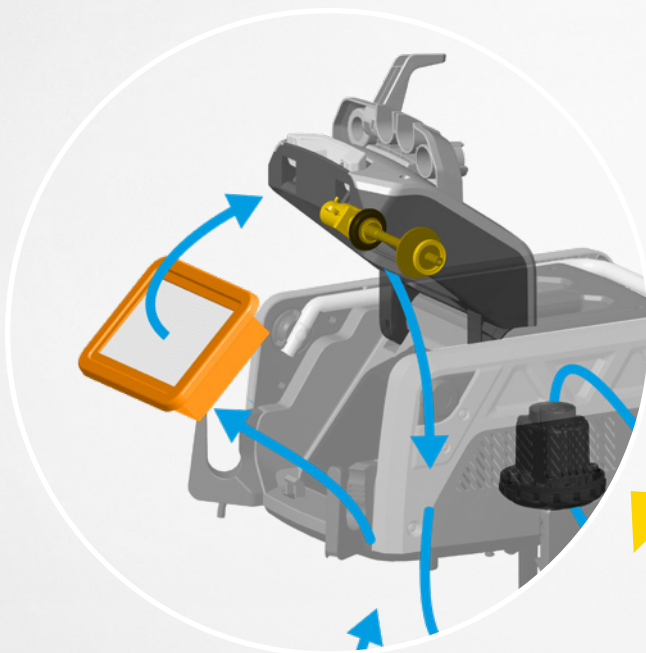
On standard equipment, for vacuuming large quantities of dust: up to 20 l capacity.

NONSTOPVAC!

AUTOMATIC FILTER CLEANING TO WORK WITHOUT LIMITS!

The flat, high efficiency main filter (class M) can be cleaned easily, automatically, thanks to the innovative NONSTOPVAC! system. The filter cleaning is possible thanks to an air flow inversion that causes the accumulated dust/dirt to detach from the filter, letting it fall directly


into collector compartment of the vacuum cleaner. The NONSTOPVAC! system significantly reduces machine downtime allowing the operator to work without interruption.



**AIR FLOWS DURING
STANDARD USE OF THE
VACUUM CLEANER**



WHEN THE SYSTEM IS ON, THE REVERSAL OF THE AIR FLOW IS AUTOMATICALLY ACTIVATED BY NONSTOPVAC! EVERY 12 SECONDS, ALLOWING THE FLAT MAIN FILTER TO ALWAYS WORK AT MAXIMUM EFFICIENCY. THE FILTER CLEANING CYCLE IS COMPLETELY SAFE AS THERE IS NO DUST EMISSION IN THE EXHAUST AIR OR FROM THE CONNECTED TOOL. IN ADDITION, ANY REDUCTION IN AIR FLOW CAUSES THE ACTIVATION OF AN INTENSIVE FILTER CLEANING CYCLE.



**REVERSE FLOW AND
FILTER CLEANING BY USING
NONSTOPVAC!**

CONTROL PANEL...

WARNING SIGNS

allow to easily keep the correct operation of the machine under control.

ADJUSTABLE SUCTION INTENSISTY



DIFFERENT DIAMETERS OF SELECTABLE ACCESSORIES



It is possible to install accessories with different diameters: 21 mm, 29 mm, 33 mm and 38 mm.

In the M AS and H AS versions, thanks to the practical switch on the control panel, the air flow adjustment allows you to use accessories with different diameters. Accessories on standard equipment on all models are 33 mm diameter.

NONSTOPVAC!



ON: NONSTOPVAC! is activated
OFF: NONSTOPVAC! is deactivated.

When the system is disabled, TOOL PRO WDA 40 can be used as a normal vacuum cleaner.

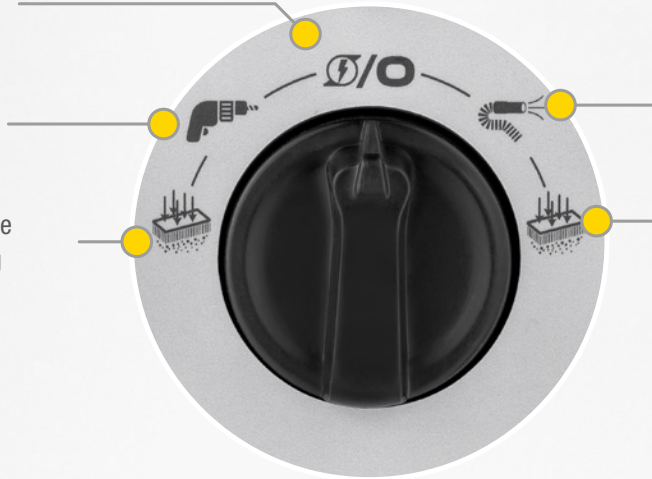
...SIMPLE AND INTUITIVE

WHEN NONSTOPVAC! SYSTEM IS ACTIVATED

Electric tool outlet on /
suction off

The activation of the
electric tool starts
the suction

Manual activation of the
intensive filter cleaning



Suction always on

Manual activation of
the intensive filter
cleaning

POWER TOOL CONNECTION

MAX POWER 2400 W



COMPACT AND EASY TO HANDLE

THANKS TO ITS SMALL SIZE AND ITS PRACTICAL HANDGRIPS, TOOL PRO WDA 40 CAN BE MOVED IN A COMFORTABLE AND PRACTICAL WAY. POSSIBILITY TO ADD AN ERGONOMIC HANDLE (OPTIONAL) IDEAL FOR CARRYING AND MOVING THE MACHINE.



UPPER HANDGRIPS



LOWER HANDGRIPS



EXTREMELY PRACTICAL

PRACTICAL CABLE HOLDER, ACCESSORIES SUPPORTS AND HANDY COMPARTMENTS FOR THE HOSE DIRECTLY ON THE VACUUM CLEANER. WORK IN A TIDY ENVIRONMENT AND IN A SAFE AND FAST WAY HAS NEVER BEEN SO EASY!



HOOKS FOR ACCESSORIES
AND CABLE HOLDER



COMPARTMENTS FOR THE HOSE

MAXIMUM MANEUVERABILITY AND SAFETY

THE PIVOTING FRONT WHEELS (Ø 100 MM), BOTH EQUIPPED WITH DIRECTIONAL LOCKING AND BRAKE, AND THE LARGE REAR WHEELS GUARANTEE SAFETY AND EXTREME MANEUVERABILITY.



High-visibility
orange cable



Large rear wheels ensure
greater stability of the
machine.

Pivoting wheels

Brake and directional locking
to guarantee maximum safety
during the work.

QUICK AND EASY MAINTENANCE

FAST UNCOUPLING



Immediate access to the collector compartment of the machine thanks to the practical side closures.

FILTERS EASY TO REACH, REMOVE, CLEAN OR REPLACE



FLEECE FILTER
with large capacity (20 l).



PTFE FLAT FILTER
high humidity resistant and washable.



HEPA CARTRIDGE FILTER
for the best suction performance and maximum engine protection (on standard equipment for H AS model).



PE BAG
for the heaviest uses (optional).



COOLING AIR FILTER
for the maximum motor protection.

EVEN THE EXTRAORDINARY MAINTENANCE IS IMMEDIATE



Uncoupling and turn the motor head of the machine to unscrew the cover of the cartridge filter...



... and easily remove it.



Unscrew the cap of the motor compartment...



...to have immediate access to the motor



...and replace it without efforts.

ADAPTING THE MACHINE TO DIFFERENT NEEDS HAS NEVER BEEN SO EASY

The optional kits allow the operator to use TOOL PRO WDA 40 in a versatile way. Just remove the cover under the panel of the machine in order to install the most suitable kit for the type of work to do.



KIT COMBI

To use the machine with pneumatic tools.

REMOTE CONTROL KIT

The practical remote control, which can be attached to the flexible hose, communicates directly with the module installed on the machine, allowing the operator to turn TOOL PRO WDA 40 on and off even remotely.

FILTRATION CLASSES

TOOL PRO WDA 40 models are available in 3 different filtration classes (L, M and H) to deal with any type of dust and workplace. Ghibli & Wirbel's priority is to ensure the safety of the users of its machinery! For this reason, L AS, M AS and H AS models are equipped with antistatic accessories as standard to protect against any electric shock that may occur during work.

L FILTRATION CLASS

LIGHT HAZARD

Vacuum cleaner approved for L class dust. It is specifically designed to work in environments characterized by the presence of simple dust at moderate risk, such as workshops and artisan laboratories.



M FILTRATION CLASS

MEDIUM HAZARD

Vacuum cleaner approved for M class dust. It is specifically designed to work in environments characterized by the presence of medium-risk dust such as those arising from hardwoods, stucco, paints, concrete. Ideal for use in industrial environments, craftsmen and construction sites.



Whatever the class of dust to be vacuumed, from moderate (L) and medium (M) up to high (H) risk, TOOL PRO WDA 40 ensures maximum safety during working sessions.

H FILTRATION CLASS

HIGH HAZARD

Vacuum cleaner approved for H class dust and asbestos TRGS 519 dust. It is specifically designed to work in high-risk environments characterized by the presence of moulds, pathogens and carcinogenic powders (such as asbestos, cobalt, nickel, lead). Necessary for use in industrial environments, craftsmen and construction sites.



TOOL PRO WDA 40 L / L AS

Large capacity, sturdy and powerful wet and dry vacuum cleaner approved for L class dust. It is specifically designed to work in environments characterized by the presence of simple dust at moderate risk. Compact and manageable, TOOL PRO WDA 40 L is ideal for use in environments such as workshops and artisan laboratories. The innovative NONSTOPVAC! system, thanks to the automatic cleaning of the main filter through the reverse air flow, ensures a constant vacuuming and significantly reduces the downtime, allowing the operator to work without interruptions keeping high suction performance. Equipped with the power outlet for electric tool (max power 2400 W) and COMBI Kit for connecting pneumatic accessories (optional) that ensures an operating pressure of up to 10 bar. The machine can be switched on manually or automatically (controlled by the connected tool) and it is also possible to start the vacuum cleaner directly from the flexible hose thanks to the Remote Control Kit (optional). TOOL PRO WDA 40 L is available in two different versions: with antistatic accessories supplied (L AS version), to protect against any electrostatic charges that may occur during work, and with non-antistatic accessories (L version).



PRODUCT IDENTIFICATION

TYPE	REF. NO.	PIECES/PALLET
TOOL PRO WDA 40 L	13101710001	8
TOOL PRO WDA 40 L AS	13201710001	8

TECHNICAL DATA

Voltage - Frequency	220-240 V~	50/60 Hz
Max power rating	W	1350
Rated power (nominal power)	W	1100
Max power of electrical socket load	W	2400
Main filter	PTFE flat filter (M filtration class)	
Filtering surface (flat filter)	m ²	0,5
Filter cleaning system	NONSTOPVAC!	
Air flow rate	l/s	76
Vacuum	mbar	250
Container capacity	l	41
Useful capacity	l	26
Useful dust bag capacity	l	20
IP code	IPX4	
Filtration class	L	
Accessories Diameter	mm	33
Power supply cable	m	7
Weight (without accessories)	Kg	21
Dimensions	mm	625x385x545

STANDARD ACCESSORIES

TYPE	REF. NO.
Flexible hose Ø 33 - 4 m (*)	6010533
Antistatic flexible hose Ø 33 - 4 m (**)	6010530
Chromed extension tube 0,5 m (***)	2511500
Dry floor tool P340 Ø 36 (*)	6010041
Antistatic dry floor tool P340 Ø 36 (**)	6010042
Connection Ø 33 (*)	2511405
Antistatic connection Ø 33 (**)	2511406
Crevice tool Ø 36 (*)	2511520
Antistatic crevice tool Ø 36 (**)	2511640
Front intake cap	2001817
PTFE flat filter (M filtration class)	2512772
Fleece filter bag (l 20)	---

OPTIONAL ACCESSORIES

TYPE	REF. NO.
Antistatic flexible hose Ø 29 - 4 m (**)	6010531
Flexible hose Ø 38 - 4 m	6010536
Squeegee tool V340 Ø 36	6010046
COMBI Kit	6689163
Remote Control Kit	6689165
Box adaptors	6689164
Transport handle	6340100
PE bag	3001203
Fleece filter bag l 20 x 10	3001039

(*) For L version

(**) For L AS version

(***) 2 on standard equipment





**HOOKS FOR ACCESSORIES
AND CABLE HOLDER**



**POWER TOOL
CONNECTION**



NONSTOPVAC!



PTFE FLAT FILTER



TOOL PRO WDA 40 M AS

Large capacity, sturdy and powerful wet and dry vacuum cleaner approved for M class dust. It is specifically designed to work in environments characterized by the presence of medium-risk dust such as those arising from hardwoods, stucco, paints, concrete. Compact and manageable, TOOL PRO WDA 40 M AS is ideal for use in industrial environments, craftsmen and construction sites. The innovative NONSTOPVAC! system, thanks to the automatic cleaning of the main filter through the reverse air flow, ensures a constant vacuuming and significantly reduces the downtime, allowing the operator to work without interruptions keeping high suction performance. Equipped with the power outlet for electric tool (max power 2400 W) and COMBI Kit for connecting pneumatic accessories (optional) that ensures an operating pressure of up to 10 bar. The machine can be switched on manually or automatically (controlled by the connected tool) and it is also possible to start the vacuum cleaner directly from the flexible hose thanks to the Remote Control Kit (optional). TOOL PRO WDA 40 M AS is available with antistatic accessories supplied, to protect against any electrostatic charges that may occur during work.



PRODUCT IDENTIFICATION

TYPE	REF. NO.	PIECES/PALLET
TOOL PRO WDA 40 M AS	13301710001	8

TECHNICAL DATA

Voltage - Frequency	220-240 V~	50/60 Hz
Max power rating	W	1350
Rated power (nominal power)	W	1100
Max power of electrical socket load	W	2400
Main filter	PTFE flat filter (M filtration class)	
Filtering surface (flat filter)	m ²	0,5
Filter cleaning system	NONSTOPVAC!	
Air flow rate	l/s	76
Vacuum	mbar	250
Container capacity	l	41
Useful capacity	l	26
Useful dust bag capacity	l	20
IP code	IPX4	
Filtration class	M	
Accessories Diameter	mm	21 - 29 - 33 - 38
Power supply cable	m	7
Weight (without accessories)	Kg	21
Dimensions	mm	625x385x545

STANDARD ACCESSORIES

TYPE	REF. NO.
Antistatic flexible hose Ø 33 - 4 m	6010530
Chromed extension tube 0,5 m (*)	2511500
Antistatic dry floor tool P340 Ø 36	6010042
Antistatic connection Ø 33	2511406
Antistatic crevice tool Ø 36	2511640
Front intake cap	2001817
PTFE flat filter (M filtration class)	2512772
Fleece filter bag (l 20)	---

OPTIONAL ACCESSORIES

TYPE	REF. NO.
Antistatic flexible hose Ø 29 - 4 m	6010531
Flexible hose Ø 38 - 4 m	6010536
Squeegee tool V340 Ø 36	6010046
COMBI Kit	6689163
Remote Control Kit	6689165
Box adaptors	6689164
Transport handle	6340100
PE bag	3001203
Fleece filter bag l 20 x 10	3001039



(*) 2 on standard equipment



DIFFERENT DIAMETERS OF SELECTABLE ACCESSORIES



POWER TOOL CONNECTION



NONSTOPVAC!



ANTISTATIC ACCESSORIES



TOOL PRO WDA 40 H AS

Large capacity, sturdy and powerful wet and dry vacuum cleaner approved for H class dust. It is specifically designed to work in high-risk environments characterized by the presence of moulds, pathogens and carcinogenic powders (such as asbestos, cobalt, nickel, lead). Compact and manageable, TOOL PRO WDA 40 H AS is ideal for use in industrial environments, craftsmen and construction sites. The innovative NONSTOPVAC! system, thanks to the automatic cleaning of the main filter through the reverse air flow, ensures a constant vacuuming and significantly reduces the downtime, allowing the operator to work without interruptions keeping high suction performance. Maximum filtration efficiency (99.995 %) thanks to the HEPA cartridge filter, installed on the machine. Equipped with the power outlet for electric tool (max power 2400 W) and COMBI Kit for connecting pneumatic accessories (optional) that ensures an operating pressure of up to 10 bar. The machine can be switched on manually or automatically (controlled by the connected tool) and it is also possible to start the vacuum cleaner directly from the flexible hose thanks to the Remote Control Kit (optional). TOOL PRO WDA 40 H AS is available with antistatic accessories supplied, to protect against any electrostatic charges that may occur during work.



PRODUCT IDENTIFICATION

TYPE	REF. NO.	PIECES/PALLET
TOOL PRO WDA 40 H AS	13401710001	8

TECHNICAL DATA

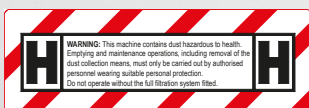
Voltage - Frequency	220-240 V~	50/60 Hz
Max power rating	W	1350
Rated power (nominal power)	W	1100
Max power of electrical socket load	W	2400
Main filter	PTFE flat filter (M filtration class) + HEPA cartridge filter (H filtration class)	
Filtering surface (flat filter)	m ²	0,5
Filtering surface (class H cartridge filter)	m ²	0,8
Filter cleaning system	NONSTOPVAC!	
Air flow rate	l/s	76
Vacuum	mbar	250
Container capacity	l	41
Useful capacity	l	26
Useful dust bag capacity	l	20
IP code	IPX4	
Filtration class	H	
Accessories Diameter	mm	21 - 29 - 33 - 38
Power supply cable	m	7
Weight (without accessories)	Kg	21
Dimensions	mm	625x385x545

STANDARD ACCESSORIES

TYPE	REF. NO.
Antistatic flexible hose Ø 33 - 4 m	6010530
Chromed extension tube 0,5 m (*)	2511500
Antistatic dry floor tool P340 Ø 36	6010042
Antistatic connection Ø 33	2511406
Antistatic crevice tool Ø 36	2511640
Front intake cap	2001817
PTFE flat filter (M filtration class)	2512772
HEPA cartridge filter (H filtration class)	6895010
Fleece filter bag (l 20)	---

OPTIONAL ACCESSORIES

TYPE	REF. NO.
Antistatic flexible hose Ø 29 - 4 m	6010531
Flexible hose Ø 38 - 4 m	6010536
Squeegee tool V340 Ø 36	6010046
COMBI Kit	6689163
Remote Control Kit	6689165
Box adaptors	6689164
Transport handle	6340100
PE bag	3001203
Fleece filter bag l 20 x 10	3001039




(*) 2 on standard equipment



LARGE CAPACITY



CONTROL PANEL



NONSTOPVAC!



PTFE FLAT FILTER



HEPA CARTRIDGE FILTER



PE BAG (OPTIONAL)



COMBI KIT (OPTIONAL)



ANTISTATIC ACCESSORIES

IDEAL FOR



WARNING!
PRESENCE OF ASBESTOS

STANDARD ACCESSORIES



ANTISTATIC FLEXIBLE HOSE Ø 33 MM *

4 meters long, it is able to guarantee maximum practicality and ease of use.



CHROMED EXTENSION TUBE 0,5 M

Two extensions, usable individually or in pairs, which allow the machine to cover much larger work areas.



FRONT INTAKE CAP

To stop the spillage of the dust during the transport of the machine.



ANTISTATIC DRY FLOOR TOOL Ø 36 MM *

Suitable for the treatment of hard surfaces.



ANTISTATIC CONNECTION Ø 33 MM *

Usable with different type of electric tools. Thanks to its perfect seal, it is able to block any dust dispersion.



ANTISTATIC CREVICE TOOL Ø 36 MM *

For perfectly vacuum hard-to-reach areas.

FILTERS



PTFE FLAT FILTER

Pleated, filtering class M, always installed. Filtering surface 0,5 m².



HEPA CARTRIDGE FILTER

Filtration class H with 99.995% filtration efficiency. Filtering surface 0,8 m² (on standard equipment for H AS model).



FLEECE FILTER

For vacuuming large quantities of dust, up to 20 l capacity.

OPTIONAL ACCESSORIES



FLEXIBLE HOSES

4 meters long, it is able to guarantee maximum practicality and ease of use. Available in antistatic version with 29 mm of diameter and non-antistatic version with 38 mm of diameter.



SQUEEGEE TOOL Ø 36 MM

With rubber blades easy to remove, clean and replace.



COMBI KIT

To use the machine with pneumatic tools. Easy to install directly under the control panel.



REMOTE CONTROL KIT

Thanks to this accessory, the operator can turn the machine on and off directly from the flexible hose.



BOX ADAPTORS

They allow coupling the toolbox directly on the motor head.



TRANSPORT HANDLE

Ideal for carrying and moving the machine in a quick and practical way. Adjustable and foldable.



PE BAG

For the maximum safety in the disposal of vacuumed dust.

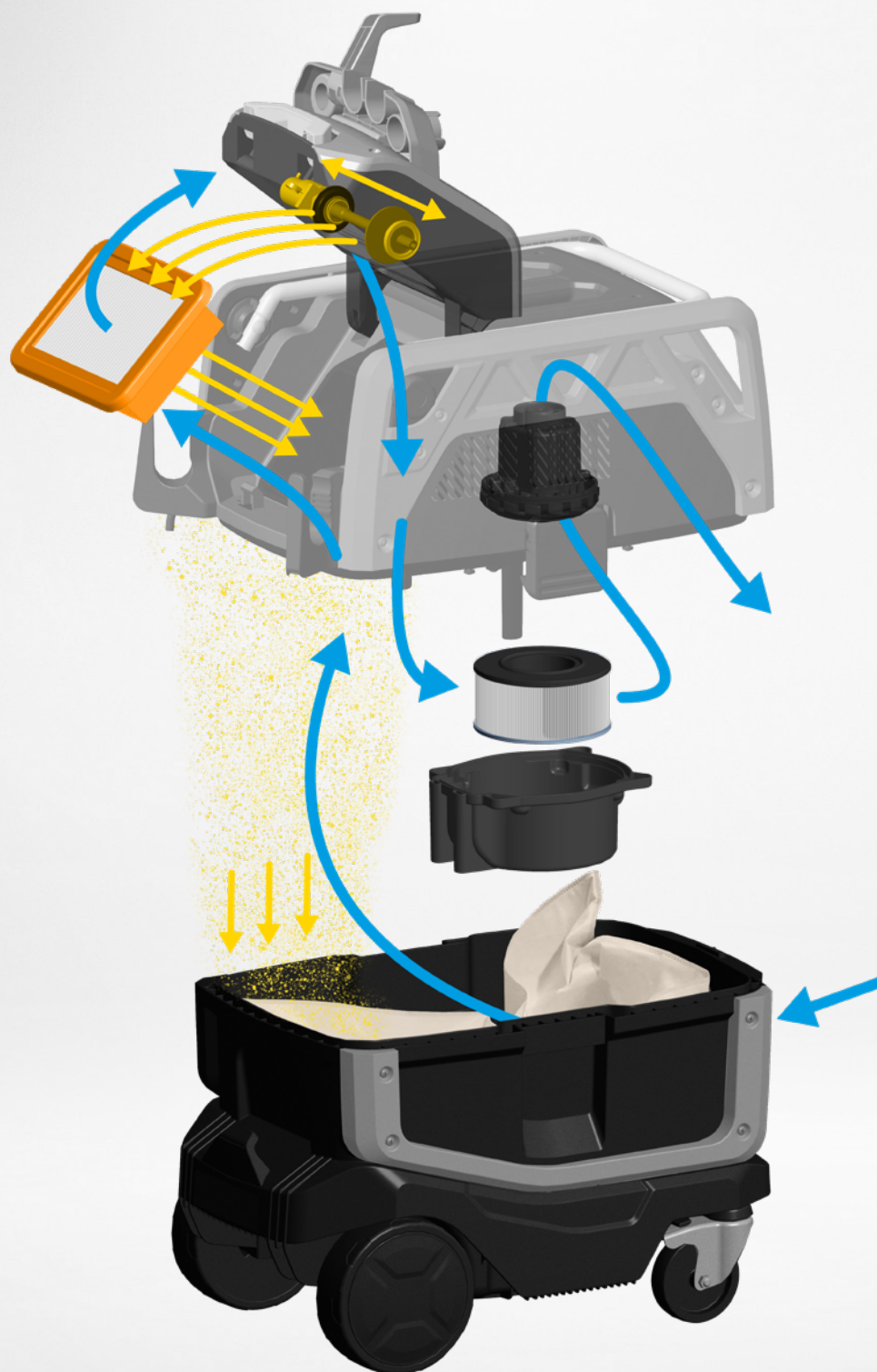


FLEECE FILTERS 20 L


10 pieces pack.

TOOL PRO

WDA 40



**AIR FLOWS DURING
STANDARD USE OF THE
VACUUM CLEANER**



**REVERSE FLOW AND
FILTER CLEANING BY USING
NONSTOPVAC!**